



FIELD TO SCHOOL

Farm Safety



Co-funded by the
Erasmus+ Programme
of the European Union



Farm Safety



FIELD
TO SCHOOL

- Farms are very important places.
- Most of the products we eat or wear start out on farms.
- However, they can also be dangerous so you have to know how to act when you are on a farm.




Farm Machinery



FIELD
TO SCHOOL

- Farms can have lots of dangerous machinery on them.
- Look at the next slides and try to identify the machine shown in the picture.
- Then read the statement to learn how to act safely around farm machinery.





Farm Machinery



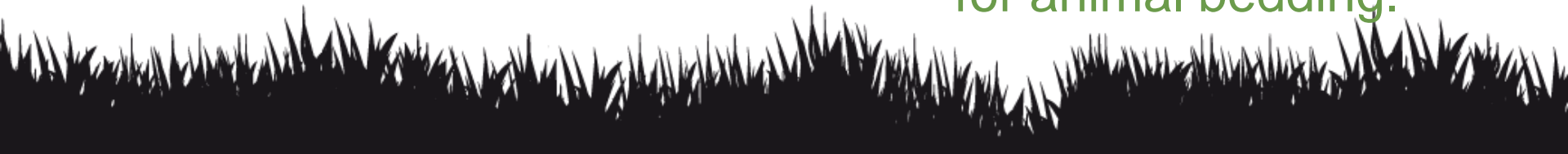
FIELD
TO SCHOOL

- Make sure to always stay out of the way of farm vehicles. Look and listen for any before crossing a field or a courtyard.
- Remember it would be difficult for someone driving a big vehicle to see you so don't assume they know where you are.
- Remember it may be difficult for a driver to hear you even if you shout as tractors and farm machinery can be very noisy



Combine harvester

This is used to harvest crops like wheat. It separates the plant into grain for flour and straw for animal bedding.





Farm Machinery




FIELD
TO SCHOOL

- Never get on a tractor as an extra rider as you could fall out of the cab and be hurt.
- You could also distract the driver or effect the controls
- It is illegal for any under 13 to be in the cab or to be carried on any self-propelled agricultural machine including quad bikes



Tractor

This is a powerful vehicle which is used for all sorts of jobs around the farm.





Farm Machinery



FIELD
TO SCHOOL

- Only ride in a trailer if it has guard rails or solid slides and an adult has told you that you can.
- If riding in a trailer always remain seated whilst it is moving.



Trailer

This is a normally unpowered vehicle used for moving things like crops. It tends to be attached to and pulled by a tractor.





Farm Machinery



FIELD
TO SCHOOL


- Never go near farm machinery unless you are with an adult.

Even if it is not moving it can be dangerous! An operator could turn it on and not know you are there.



Hay baler

This is a machine which collects hay and compresses it into bales.

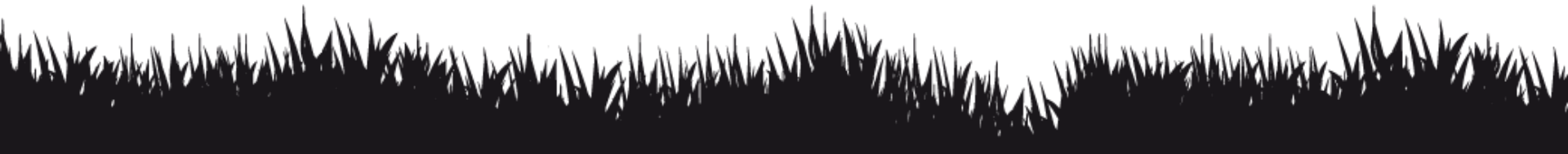


Signs



FIELD
TO SCHOOL

- Farms can be dangerous places. For example sometimes farms use dangerous chemicals like fertilisers to help crops to grow bigger.



Signs



FIELD
TO SCHOOL

- Signs and labels are often used to warn you about any dangers that you might find.
- Look out for the following signals to help you stay safe.



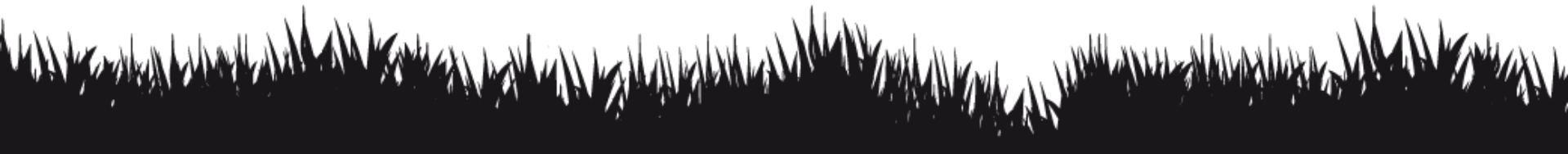
Signs



FIELD
TO SCHOOL

Signs that warn
you of danger are
always:

1. Triangle shaped.
2. Yellow with black
symbols.



Signs



FIELD
TO SCHOOL

They are used to help you spot a hazard that is not always obvious.

If you see one of these signs then it means you should be aware of something.



Signs



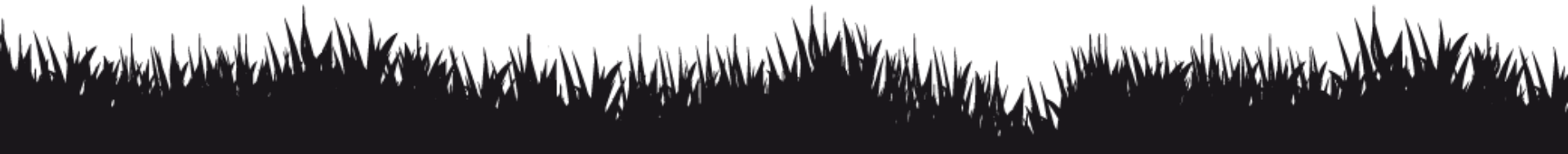
FIELD
TO SCHOOL

If a sign contains any of the following words then it is warning you of danger you should be careful:

Danger Caution Toxic
Hazard Poison



Do you know what all of these words mean?



Signs



FIELD
TO SCHOOL

If you are ever unsure
what a hazard sign
means then ask an
adult.

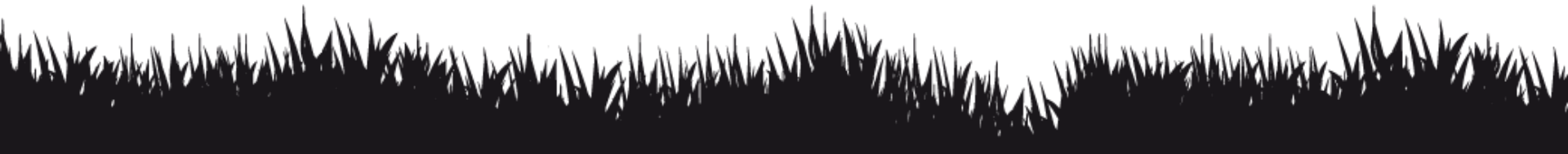


Signs



FIELD
TO SCHOOL

You may also see
other signs on a farm
which tell you not to
do something.



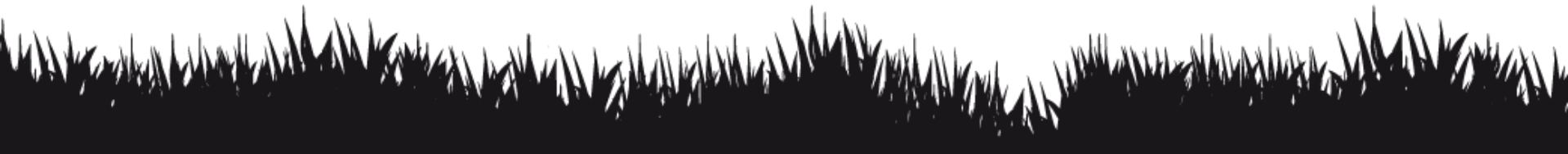
Signs



FIELD
TO SCHOOL

These signs will always have:

1. A red ring shape with a line running through it.
2. A white background.
3. Black symbols showing what you should not do.




Signs



FIELD
TO SCHOOL

This sign means
corrosive – it means that
the substance can burn
through things it
touches; it can be very
dangerous!




Signs



FIELD
TO SCHOOL

This sign tells you
that you are not
allowed to fish.



Signs



FIELD
TO SCHOOL

This sign warns you that a substance is flammable and you should not use fire near it.



Signs



FIELD
TO SCHOOL

This sign means beware of the bull. You might see it stuck on a fence or gate before you enter a field.




Signs



FIELD
TO SCHOOL

This sign tells you that there is no entry. This means that it may be dangerous if you enter the area.



Signs




FIELD
TO SCHOOL

This sign warns people that fumes may be toxic. This means that it can be very harmful if you breath it in.

Slurry pits will have lots of these signs around them. The gas that the slurry gives off is very dangerous and can cause you to be unconscious.

Even if you can't smell it, it is just as dangerous.

Never walk on it.



Signs



FIELD
TO SCHOOL

This sign warns you that there is a danger of very loud noises nearby. You might find it near heavy machinery.




Signs



FIELD
TO SCHOOL

This sign tells you
that smoking is not
allowed.



Signs




FIELD
TO SCHOOL

There are also signs which tell you where you can and cant go in the countryside:

Countryside Code footpath signs

The Countryside Code



Hazard signs



FIELD
TO SCHOOL

Which of these signs do you think you might see on a farm?

